









# Frick Park Scavenger Hunt

## Spring 2015

LEVEL 3b — *suggested for grades 6+*




How many different animals did you see?	What number do you call to get involved in the Lawn Bowling Club?	 A spider web	Name two rules of Frick Park. (use back of paper)	 A team member hugging a tree
 A scene from the rest stop/bench on the Homewood Trail	Frick Park is a gift from _____.	 A fairy house along Tranquil Trail	 Something that is funny	What is the name of the disease that affected trees in the area of the Kensington Trail?
 Knotweed (hint: ask how to identify it at the Ecostewards site)	What's the date inscribed over the water fountain at the Bowling Green?	Name one fact about goutweed that you learned at the Ecostewards site.	 Something that makes a noise	When did Frick Park officially open?
Name a trail that isn't on the map.	 An interesting tree	 A purple flower	What's the name of the fenced-in area next to the stream under the big bridge?	What invasive plant did YOU remove at the ECS Ecostewards site?
How many steps are on the Biddle Trail between the tennis courts and Tranquil Trail?	 Queen Anne's Lace flower	What's the slogan (in quotes) on the ARAD sign?	To whom is the bench along the Hawthorne Trail dedicated?	 Graffiti under the big bridge

### KEEP IN MIND:

1. Take only pictures, leave only footprints.
2. Stay on Frick Park trails. The answers to clues will only be along the trails indicated on the map.

***Have fun!***

 When you see this symbol, take a picture with your camera or draw a picture of this item.