











Frick Park Scavenger Hunt Spring 2015

LEVEL 2b — *suggested for grades 4-5*



Name two rules of Frick Park. (use back of paper)	 A human-made animal house	What's the name of the fenced-in area next to the stream under the big bridge?	 A leaf bigger than your hand	 Something colorful
What invasive plant did YOU remove at the ECS Ecostewards site?	What does the small stone bridge along the Tranquil Trail (between the Biddle Trail and the Homewood Trail) lead to?	 Queen Anne's Lace flower	What's the date inscribed over the water fountain at the Bowling Green?	 Graffiti under the big bridge
 An animal track. Who made it?	Frick Park is a gift from _____.	Name one fact about goutweed that you learned at the Ecostewards site.	 Knotweed (hint: ask how to identify it at the Ecostewards site)	What's the slogan (in quotes) on the ARAD sign?
 A scene from the rest stop/bench on the Homewood Trail	 A fairy house along Tranquil Trail	How many steps are on the Biddle Trail between the tennis courts and Tranquil Trail?	When did Frick Park officially open?	What road do you walk under when you pass under the big bridge?
How many different animals did you see?	 An interesting tree	 A yellow flower	What number do you call to get involved in the Lawn Bowling Club?	 Something that makes a noise

KEEP IN MIND:

1. Take only pictures, leave only footprints.
2. Stay on Frick Park trails. The answers to clues will only be along the trails indicated on the map.

Have fun!



When you see this symbol, take a picture with your camera or draw a picture of this item.